



**WALTHAM**  
**COUNTY SCHOOL DISTRICT**  
Teachers teaching. Students learning. Schools improving.

2022-2023

**DROPOUT PREVENTION  
AND HIGH SCHOOL  
RESTRUCTURING PLAN**



**WCSD Students WILL**

**GRADUATE**

*Let's make it happen*

## Table of Contents

District Dropout Prevention Plan .....	3
Team Members.....	3
<i>Dropout Prevention Policy</i> .....	4
Board Approval Date and Signatures Page .....	5
Walthall County Demographic Information.....	6
District Data .....	7
Aggregated Data .....	7
Enrollment Data by Subgroups .....	9
Accountability Data .....	11
District Level Plan.....	14
School Restructuring Plans .....	22
Tylertown High School .....	22
Appendix 1: Additional Graphic Data Sources from Needs Assessment 2021 .....	29
ADA and Enrollment.....	29
4-yr Grad Rate .....	31
Chronic Absenteeism .....	31
Accountability .....	32

## District Dropout Prevention Plan

### Team Members

Team Member	Position
J. Bradley Brumfield	Assistant Superintendent
Andy Brock	Assistant Superintendent
Julie Etheridge	Special Education Director
Beth Cowart	CTE Director
Michelle Stinson	Assistant Principal, Salem
Robin Duncan	Principal, TPS
Jackie Boone	Literacy Coach

## ***Dropout Prevention Policy***

**District:** Walthall County  
**Section:** J - Students  
**Policy Code:** JQH - Drop-Out Prevention

### **DROP-OUT PREVENTION**

This school district will make diligent efforts to reduce and eliminate dropouts in the district. The school board directs the superintendent to provide regular reports on efforts made to increase student retention. This school district shall maintain accurate records documenting enrollment and attendance, including dropout rates, and shall provide an annual statistical report to the State Department of Education.

Technical assistance and coordination services may be obtained from the State Department of Education to districts seeking to reduce dropout rates.

### **DROPOUT PREVENTION PROGRAM**

This board will comply with all applicable provisions of the Mississippi Code of 1972, Annotated as amended including but not limited to Section 37-13-80, Dropout Prevention, Assistance to certain local school districts to establish program of educational accountability and assessment of performance; personnel appraisal and compensation system for school employees; programs to prevent dropouts, and the Mississippi Public School Accountability Standards and with all other applicable federal and state laws.

The Mississippi Public School Accountability Standards for this policy are 10 and 11.

LEGAL REF.: MS CODE as cited

*Mississippi Public School Accountability Standards*

CROSS REF.: Policies IB C Instructional Goals

JBA C Compulsory School Attendance

JCD C Alternative School Programs

Last Review Date: \_\_\_\_\_

Review History:[1/1/1900][1/1/1901]

**Original Adopted Date:** 9/17/2015  
**Approved/Revised Date:**  
**Record Id:** 128157

## Board Approval Date and Signatures Page

Verification of board presentation and approval with Board agenda below:

- Walthall County School Board Agenda**  
**Tuesday, August 16, 2022 5:30 PM**  
**Regular Meeting**
1. **Work Session 4:00 PM**
    1. Discussion of Strategic Plan
    2. Student Residences
  2. **Regular Session 5:30 P.M.**
  3. **Call to Order-Pledge-Invocation**
  4. **Adoption of Agenda**
  5. **Approval of Minutes for July 19, 2022**
  6. **Public Comments**
  7. **16th Section**
  8. **Approval of Contact Information - MS Wireless Communication Commission**
  9. **Approval of MOU - MS Wireless Communication Commission**
  10. **Approval of MOU - MICP**
  11. **Approval of Contractor Application #001 - THS Restroom Renovation**
  12. **Approval of Contractor Application #003 - Door & Window Project**
  13. **Approval of Architect Payment**
    1. Payment # 02 THS - Restroom Renovation
    2. Payment #4 - Door & Window Project
  14. **Approval of Bus Purchases**
    1. Bus Purchase - Empire Truck Sales
    2. Bus Purchase- Burroughs Companies
  15. **Discussion of Substitute Pay**
  16. **Discussion of Reduce or Wave Fee for Background Check for Outreach Committee**
  17. **Approval to Accept BCBS Playground Grant**
  18. **Approval of THS Dropout Prevention/Restructuring Plan**
  19. **Personnel**
    1. Recommendation of Part-Time Interventionists
    2. Recommendation of Certified Personnel by Committee
    3. Recommendation of Substitutes Bus Drivers
    4. Recommendation for Certified Position - THS
    5. Recommendation of Certified Position for Music Teacher -TPS/TES
    6. Recommendation for Child Nutrition
  20. **Consent Agenda**
    1. JNB - Seal of Biliteracy First Read
    2. Approval of Pre-Kindergarten Student/Parent Handbook 22-23
    3. Approval of Fixed Assets Deletions
    4. Approval of Substitutes August 2022
    5. Approval of THS Cross Country Schedule FY 22-23
    6. Approval of Extra Pay for Bus Drivers
    7. Approval of Save the Children Liaison

1

8. Approval of Student Travel - Salem
9. Approval of Distance Learning Supplements
10. Approval of Athletic/Activities Supplements
  1. Dexter
  2. Salem
  3. THS
11. Approval of Bus Turn Around
12. Approval of Building Request
13. Approval of Additional Days for Salem Assistant Principal
14. Approval to Request Veteran Teacher Endorsement
15. Approval of Revised Child Nutrition Meals Price
16. Approval of Fund-Raiser for Salem
21. **FYI**
  1. Staff Travel
22. **Adopt Financial**
  1. Financial Statements for June 30, 2022
  2. Board Docket
  3. Pre-approved Docket
23. **Consideration of an Executive Session**
  1. Student Transfers
    1. Hardship
    2. Parent Employed
    3. Child Care
    4. Majority to Minority
  2. TES Certified Resignation
  3. Personnel Matters
24. **Adjourn**

2



**WALTHALL**  
COUNTY SCHOOL DISTRICT  
Teachers teaching. Students learning. Schools improving.

J. Bradley Brumfield, Ed.D.  
Superintendent  
[jbrumfield@wcsd.k12.ms.us](mailto:jbrumfield@wcsd.k12.ms.us)

814 Morse Ave.  
Tylertown, MS 39667  
Phone (601) 876-3401  
Fax (601) 876-6982

**APPROVED**

August 12, 2022

Dear Board Members:

On behalf of the district, I am requesting your approval of the following plans for the 2022-23 school year:

- 1.) Dropout Prevention and Restructuring Plan for THS

Details/Explanation:

The Dropout-Restructuring Plan is a state-required plan and meets MDE Accreditation Standard 11.

11. The school district shall develop and implement a program designed to keep students in school and to lower student dropout rates. (Miss. Code Ann. § 37-13-80) (7 Miss. Admin. Code Pt. 3, Ch. 30, R. 30.5)

Thanks as always,

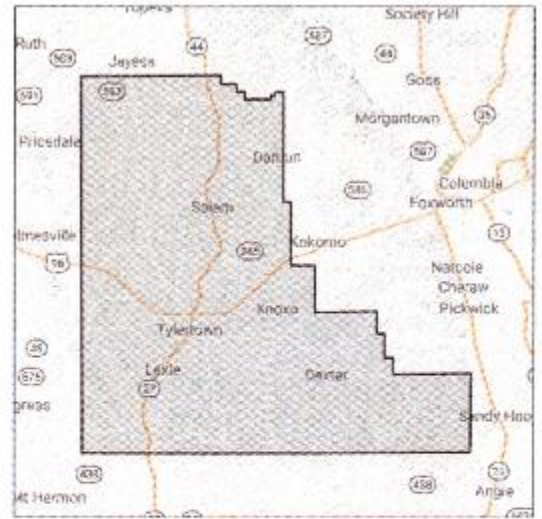
  
J. Bradley Brumfield

[www.wcsd.k12.ms.us](http://www.wcsd.k12.ms.us)

## Walthall County Demographic Information

The Walthall County School District is located in Walthall County, Mississippi. Named after Civil War general and Mississippi Senator Edward C. Walthall, the county is situated in southwest Mississippi, about equidistant between Jackson, Mississippi and New Orleans, Louisiana. According to the Walthall County Chamber of Commerce website, "Walthall County is home to 15,000+ residents who contribute to the area's rich agricultural history, from cotton farming, dairy and poultry production, to the abundant pine harvesting." It has a population of 14,812 people with a median age of 40.3 and a median household income of \$30,571. The population of Walthall County, MS is 52.7% White, 45.7% Black, and 0.63% other.

Less than 2% of the people in Walthall County speak a non-English language, and 99% are U.S. citizens. Major industries include mining, quarrying, agriculture, forestry, and recreation. The poverty rate was estimated at 24.1% in 2016. Within Walthall County School District, as reported by the *Small Area Income and Poverty Estimate* from the U. S. Census Bureau, about 36.1% of children between ages 5 and 17 live in poverty-related households.



District Data**Aggregated Data**

	<b>ADA 2020-21</b>	<b>4 Yr. Graduation Rate 2020-21</b>	<b>4 Yr. Dropout Rate 2020-21</b>	<b>Disciplinary Infractions 2020-21</b>	<b>% Chronically Absent 2020-21</b>	<b># of Suspensions 2020-21</b>
District		84.17	10.83	265		
Tylertown Primary		n/a	n/a	4		
Tylertown Elementary		n/a	n/a	6		
Tylertown High		80.89	11.24	221		
Dexter		n/a	n/a	4		
Salem		90.63	9.38	30		

	<b>ADA 2019-20</b>	<b>4 Yr. Graduation Rate 2019-20</b>	<b>4 Yr. Dropout Rate 2019-20</b>	<b>Disciplinary Infractions 2019-20</b>	<b>% Chronically Absent 2019-20</b>	<b># of Suspensions 2019-20</b>
District	95.8%	81.2%	7.24%	793		766
Tylertown Primary	96.6%	n/a	n/a	4		8
Tylertown Elementary	96%	n/a	n/a	12		30
Tylertown High	93.3%	80.6%	8.73%	622		585
Dexter	94.4%	n/a	n/a	7		19
Salem	95.4%	82.9%	2.86%	148		124

	<b>ADA 2018-19</b>	<b>4 Yr. Graduation Rate 2018-19</b>	<b>4 Yr. Dropout Rate 2018-19</b>	<b>Disciplinary Infractions 2018-19</b>	<b>% Chronically Absent 2018-19</b>	<b># of Suspensions 2018-19</b>
District	94.84%	76.1%	7.46%	803	5.16%	768
Tylertown Primary	95.92%	n/a	n/a	7	4.48%	7
Tylertown Elementary	96.19%	n/a	n/a	46	3.81%	46
Tylertown High	93.86%	73.3%	8.57%	562	6.14%	541
Dexter	93.72%	n/a	n/a	14	6.28%	12
Salem	94.59%	86.2%	3.44%	174	5.41%	162

	<b>ADA 2017-18</b>	<b>4 Yr. Graduation Rate 2017-18</b>	<b>4 Yr. Dropout Rate 2017-18</b>	<b>Disciplinary Infractions 2017-18</b>	<b># of Truants 2017-18</b>	<b># of Suspensions 2017-18</b>
District	94.35%	68.24%	12.83%	949	67	897
Tylertown Primary	94.96%	n/a	n/a	6	14	6
Tylertown Elementary	95.83%	n/a	n/a	49	25	44
Tylertown High	92.66%	63.46%	14.42%	714	9	680
Dexter	92.70%	n/a	n/a	5	0	3
Salem	94.76%	81.4%	6.97%	175	19	164

	<b>ADA 2016-17</b>	<b>4 Yr. Graduation Rate 2016-17</b>	<b>4 Yr. Dropout Rate 2016-17</b>	<b>Disciplinary Infractions 2016-17</b>	<b># of Truants 2016-17</b>	<b># of Suspensions 2016-17</b>
District	95.46%	75.69%	13.19%	1009	73	924
Tylertown Primary	95.99%	n/a	n/a	5	12	5
Tylertown Elementary	96.25%	n/a	n/a	44	21	42
Tylertown High	94.90%	76.19%	13.3%	755	4	688
Dexter	95.03%	n/a	n/a	9	0	1
Salem	95.46%	77.8%	8.3%	196	36	188

	<b>ADA 2015-16</b>	<b>4 Yr. Graduation Rate 2015-16</b>	<b>4 Yr. Dropout Rate 2015-16</b>	<b>Disciplinary Infractions 2015-16</b>	<b># of Truants 2015-16</b>	<b># of Suspensions 2015-16</b>
District	95.50%	72.5%	15.19%	1109	65	1026
Tylertown Primary	95.73%	n/a	n/a	10	11	10
Tylertown Elementary	96.26%	n/a	n/a	36	13	36
Tylertown High	93.24%	71.9%	14.1%	881	13	805
Dexter	94.98%	n/a	n/a	6	0	1
Salem	95.50%	72.4%	17.6%	176	28	174



## Enrollment Data by Subgroups

*Year 2020-21*

	Total	White	Black	Asian	American Indian	Pacific Islander	Hispanic	Male	Female
District	1705	574	1076	9	2	1	43	85	852
Tylertown Primary	372	82	279	5	0	0	6	183	189
Tylertown Elementary	257	37	208	3	0	0	9	133	124
Tylertown High	547	110	422	0	0	1	14	284	263
Dexter	79	38	36	0	0	0	5	38	41
Salem	450	307	131	1	2	0	9	215	235

*Year 2019-20*

	Total	White	Black	Asian	American Indian	Pacific Islander	Hispanic	Male	Female
District	1806	648	1144	4	3	1	36	928	878
Tylertown Primary	301	65	229	4	0	0	3	160	141
Tylertown Elementary	416	88	315	0	0	0	13	216	200
Tylertown High	558	129	420	0	0	1	8	283	275
Dexter	74	31	37	0	1	0	5	42	32
Salem	457	305	143	0	2	0	7	227	230

*Year 2018-19*

	Total	White	Black	Asian	American Indian	Pacific Islander	Hispanic	Male	Female
District	1825	636	1146	4	3	1	35	939	886
Tylertown Primary	297	67	223	4	0	0	3	160	137
Tylertown Elementary	416	88	315	0	0	0	13	215	201
Tylertown High	570	138	423	0	0	1	8	293	277
Dexter	81	36	39	0	1	0	5	42	39
Salem	461	307	146	0	2	0	6	229	232

*Year 2017-18*

	<b>Total</b>	<b>White</b>	<b>Black</b>	<b>Asian</b>	<b>American Indian</b>	<b>Pacific Islander</b>	<b>Hispanic</b>	<b>Male</b>	<b>Female</b>
District	1876	646	1184	2	4	1	38	989	886
Tylertown Primary	317	69	237	2	0	0	9	175	142
Tylertown Elementary	431	109	312	0	0	0	10	237	194
Tylertown High	597	132	455	0	0	1	9	312	285
Dexter	71	27	39	0	1	0	4	43	28
Salem	459	153	156	0	3	0	6	222	237

*Year 2016-17*

	<b>Total</b>	<b>White</b>	<b>Black</b>	<b>Asian</b>	<b>American Indian</b>	<b>Pacific Islander</b>	<b>Hispanic</b>	<b>Male</b>	<b>Female</b>
District	1945	650	1246	2	5	1	41	1011	934
Tylertown Primary	321	41	30	1	0	0	9	166	155
Tylertown Elementary	447	99	335	0	0	0	13	250	197
Tylertown High	633	137	485	0	2	1	8	329	304
Dexter	67	29	34	0	0	0	4	41	26
Salem	477	314	142	1	3	0	7	225	252

*Year 2015-16*

	<b>Total</b>	<b>White</b>	<b>Black</b>	<b>Asian</b>	<b>American Indian</b>	<b>Pacific Islander</b>	<b>Hispanic</b>	<b>Male</b>	<b>Female</b>
District	1990	662	1276	2	6	1	43	1042	948
Tylertown Primary	332	71	250	0	0	0	11	175	157
Tylertown Elementary	430	107	315	0	0	0	8	243	187
Tylertown High	674	160	502	1	2	1	8	365	309
Dexter	74	34	30	0	1	0	9	31	43
Salem	480	290	179	1	3	0	7	228	252

## Accountability Data

Year 2020-21\* DISTRICTS CARRIED SAME ACCT FROM 19 DUE TO COVID

District	2021 Official	2021 Total	Grow Read	Grow Math	Grow Read LQ	Grow Math LQ	Prof Read	Prof Math	Prof Sci	Prof USH
Walthall Co School District	D	504	50.4	52.1	51.4	59	30.7	27.1	46.6	33.6
Dexter	C	332	45.7	57.1	42.6	62.1	23.3	20.9	0	n/a
Salem	B	657	60.6	62.5	55.1	61.6	41	35.9	72.7	45.2
Tylertown High	D	539	49.9	45.7	62.5	66.1	24.3	19.7	34.8	29.5
Tylertown Elementary	D	280	44.1	50.3	38.9	48.4	29.6	27.6	41.4	n/a
Tylertown Primary	D	310	64.1	54.6	47.2	28.6	36.9	34.5	n/a	n/a

Year 2019-20\* DISTRICTS CARRIED SAME ACCT FROM 19 DUE TO COVID

District	2020 Official	2020 Total	Grow Read	Grow Math	Grow Read LQ	Grow Math LQ	Prof Read	Prof Math	Prof Sci	Prof USH
Walthall Co School District	D	504	50.4	52.1	51.4	59	30.7	27.1	46.6	33.6
Dexter	C	332	45.7	57.1	42.6	62.1	23.3	20.9	0	n/a
Salem	B	657	60.6	62.5	55.1	61.6	41	35.9	72.7	45.2
Tylertown High	D	539	49.9	45.7	62.5	66.1	24.3	19.7	34.8	29.5
Tylertown Elementary	D	280	44.1	50.3	38.9	48.4	29.6	27.6	41.4	n/a
Tylertown Primary	D	310	64.1	54.6	47.2	28.6	36.9	34.5	n/a	n/a

Year 2018-19

District	2019 Official	2019 Total	Grow Read	Grow Math	Grow Read LQ	Grow Math LQ	Prof Read	Prof Math	Prof Sci	Prof USH
Walthall Co School District	D	504	50.4	52.1	51.4	59	30.7	27.1	46.6	33.6
Dexter	C	332	45.7	57.1	42.6	62.1	23.3	20.9	0	n/a
Salem	B	657	60.6	62.5	55.1	61.6	41	35.9	72.7	45.2
Tylertown High	D	539	49.9	45.7	62.5	66.1	24.3	19.7	34.8	29.5
Tylertown Elementary	D	280	44.1	50.3	38.9	48.4	29.6	27.6	41.4	n/a
Tylertown Primary	D	310	64.1	54.6	47.2	28.6	36.9	34.5	n/a	n/a

Year 2017-18

District	2018 Official	2018 Total	Grow Read	Grow Math	Grow Read LQ	Grow Math LQ	Prof Read	Prof Math	Prof Sci	Prof USH
<i>Walthall Co School District</i>	<i>D</i>	<i>491</i>	<i>53.3</i>	<i>44.6</i>	<i>63</i>	<i>50</i>	<i>28.5</i>	<i>23.2</i>	<i>46.6</i>	<i>39</i>
Dexter	F	252	36.5	25	36.5	27.3	26.5	20.6	80	n/a
Salem	D	549	60.3	41.7	71.9	38	38.5	33	53.6	72.7
Tylertown High	F	472	50.6	41.9	58.3	55.1	20.9	13.4	34.7	34.8
Tylertown Elementary	D	309	53.2	50.2	60.5	50.3	28.4	25	41.4	n/a
Tylertown Primary	D	306	60.8	35.2	61.5	34.6	31.3	38.8	n/a	n/a

Year 2016-17

District	2017 Official	2017 Total	Grow Read	Grow Math	Grow Read LQ	Grow Math LQ	Prof Read	Prof Math	Prof Sci	Prof USH
<i>Walthall Co School District</i>	<i>D</i>	<i>519</i>	<i>56</i>	<i>53.3</i>	<i>66.8</i>	<i>69.1</i>	<i>24.6</i>	<i>18.3</i>	<i>44.8</i>	<i>42.5</i>
Dexter	D	339	48.9	75.6	40	73.6	21.2	30.3	45.5	n/a
Salem	C	571	65.2	59.6	75.9	63.6	32.7	27.2	64.7	46.3
Tylertown High	D	502	52	49.1	70.3	69.9	20.6	15.4	31.9	40.7
Tylertown Elementary	D	318	54.4	50.9	59	67.6	23.3	14.6	47.7	n/a
Tylertown Primary	D	301	53	42	79.2	53.8	18.7	14.3	n/a	n/a

Year 2015-16

District	2016 Official	2016 Total	Grow Read	Grow Math	Grow Read LQ	Grow Math LQ	Prof Read	Prof Math	Prof Sci	Prof USH
<i>Walthall Co School District</i>	<i>D</i>	<i>515</i>	<i>61</i>	<i>52</i>	<i>75.5</i>	<i>66</i>	<i>21</i>	<i>15.9</i>	<i>36.9</i>	<i>23.6</i>
Dexter	D	312	67	53.8	60.8	42.5	21.3	17	50	n/a
Salem	D	535	58.8	64.8	66.3	75.9	25.7	25.8	54.5	28.1
Tylertown High	D	486	56	50	72.5	69.6	15.1	11.1	23.9	22
Tylertown Elementary	C	330	64.6	48.2	77.8	59.4	22.8	13.5	43.9	n/a
Tylertown Primary	D	281	68.4	41.1	86.9	57	19.4	8.2	n/a	n/a

Year 2014-15

District	2015 Official	2015 Total	Grow Read	Grow Math	Grow Read LQ	Grow Math LQ	Prof Read	Prof Math	Prof Sci	Prof USH
<i>Walthall Co School District</i>	D or C (waiver)	423	43.4	44.1	58.1	61.9	21.7	16.6	38.1	47.4
Dexter	D	426	45.4	51	46.9	80.9	23	17.3	45.2	25
Salem	D	434	35.8	36.3	49.3	49.3	22.1	15.7	54.9	40
Tylertown High	D	418	40.1	54.5	53.4	70.5	20.6	16.3	26.6	54.1
Tylertown Elementary	D or C (waiver)	284	48.5	38.1	60	57.6	22.1	17.5	40.2	n/a
Tylertown Primary	D	277	61.5	38.4	63.8	60	25.7	27.5	n/a	n/a

Year 2013-14

District	2014 Official	2014 Total	Grow Read	Grow Math	Grow Read LQ	Grow Math LQ	Prof Read	Prof Math	Prof Sci	Prof USH
<i>Walthall Co School District</i>	C	487	57.9	59.3	56	47.1	45.1	47.9	20.3	25.6
Dexter	D	407	46.5	47	32	45	35.5	39.3	18.5	17.3
Salem	D	524	55.8	65	42.5	53.3	48.3	56.8	25.2	27.1
Tylertown High	D	467	56.5	55.1	47.3	48	44.6	44.5	19.2	27.3
Tylertown Lower Elementary	C	353	74.1	65.1	75.8	47.5	45	45.6	N/A	N/A
Tylertown Primary	N/A	323	72.6	64.3	71.4	45.2	35.3	33.8	N/A	N/A
Tylertown Upper Elementary	D	377	60.9	63	72.1	46.9	48.2	49.7	36	N/A

### **District Level Plan**

The district dropout-restructuring plan includes actions/activities aligned to the 15 Effective Strategies from the National Dropout Prevention Center Network (NDPC/N) that, whether district wide, at the K-6 level, or at the 7-12 level, address, at a minimum, the four areas shown below. Alignments are notated in the table with corresponding superscripts 1-4.

1. Reducing the retention rates in grades kindergarten, first and second.
2. Targeting subgroups that need additional assistance to meet graduation requirements.
3. Developing dropout recovery initiatives that focus on students age seventeen (17) through twenty-one (21), who dropped out of school (i.e., Mississippi Works).
4. Addressing how students will transition to the home school district from the juvenile detention centers.

15 Dropout Prevention Strategies	School / Grade Level		
	District-wide	Elementary (K-6)	High School (7-12)
<b>Systemic Renewal</b>	<ul style="list-style-type: none"> <li>▪ Annual review of test scores/accountability <sup>2</sup></li> <li>▪ Annual needs assessment and review</li> <li>▪ Annual review of policies</li> <li>▪ Annual review of student handbook (includes policy procedures)</li> <li>▪ Annual review of District Strategic Plan</li> <li>▪ Annual review of Instructional Management Plan/System</li> <li>▪ Annual review of Professional Learning Plan</li> <li>▪ Annual Review of Crisis Management/ Safety Plan</li> <li>▪ Annual review of accreditation standards</li> </ul>	<ul style="list-style-type: none"> <li>▪ Annual review of School-Wide Plan</li> <li>▪ Annual review of test scores/accountability <sup>2</sup></li> <li>▪ Annual needs assessment and review</li> <li>▪ Annual review of accreditation standards</li> </ul>	<ul style="list-style-type: none"> <li>▪ Annual review of School-Wide Plan</li> <li>▪ Annual review of test scores/accountability <sup>2</sup></li> <li>▪ Annual needs assessment and review</li> <li>▪ Annual review of accreditation standards</li> </ul>
<b>Safe Learning Environments</b>	<ul style="list-style-type: none"> <li>▪ Follow guidelines provided in the School Safety and Crisis Management Plan</li> <li>▪ Behavioral Screening for both internalizing and externalizing behaviors <sup>12</sup></li> <li>▪ Anti-bullying policy</li> <li>▪ Red Ribbon Awareness</li> <li>▪ Two School Resource Officers</li> </ul>	<ul style="list-style-type: none"> <li>▪ School-based character education programs <sup>1</sup></li> <li>▪ Alternative School</li> </ul>	<ul style="list-style-type: none"> <li>▪ School-based character education programs</li> <li>▪ Alternative School</li> </ul>

15 Dropout Prevention Strategies	School / Grade Level		
	District-wide	Elementary (K-6)	High School (7-12)
<b>Family Engagement</b>	<ul style="list-style-type: none"> <li>District website</li> <li>Extracurricular Programs</li> <li>The Parent Institute (online resources available via district website) <sup>1</sup></li> <li>Active Parent <sup>1</sup></li> <li>AIM Calling System <sup>1</sup></li> <li>SchoolStatus Parent Communication <sup>2</sup></li> </ul>	<ul style="list-style-type: none"> <li>School website</li> <li>Open Door Meetings <sup>1</sup></li> <li>2-3 Curriculum Night(s) per year <sup>1</sup></li> </ul>	<ul style="list-style-type: none"> <li>School website</li> <li>Open Door Meetings <sup>2</sup></li> <li>2-3 Curriculum Night(s) per year <sup>2</sup></li> <li>College/Career Night</li> </ul>
<b>Early Childhood Education</b>	<ul style="list-style-type: none"> <li>District collaboration with Head Start Centers to screen Pre-K students for speech/hearing development.</li> </ul>		
<b>Early Literacy Development</b>	<ul style="list-style-type: none"> <li>Tiers 1-3 instruction addresses the 5 components of reading <sup>12</sup></li> <li>Effective differentiated Tier 1 instruction <sup>12</sup></li> <li>Focused, research-based Tier 2 instruction <sup>12</sup></li> <li>Intensive, research-based Tier 3 instruction <sup>12</sup></li> <li>Summer Reading Challenge <sup>12</sup></li> <li>Multisensory Instruction <sup>12</sup></li> <li>SSIP Literacy Coach Support <sup>1</sup></li> </ul>	<ul style="list-style-type: none"> <li>All K-3 teachers trained in LETRS (<i>Language Essentials for Teachers of Reading and Spelling</i>) and <i>Brainspring's PHONICS FIRST</i> <sup>1</sup></li> <li>K-3 Students are screened and progress monitored with i-Ready Diagnostic <sup>1</sup></li> <li>Kindergarten Readiness Assessment <sup>1</sup></li> <li>Hearing/Vision Screening <sup>12</sup></li> <li>Dyslexia Screening in grades K &amp; 1 <sup>12</sup></li> </ul>	



15 Dropout Prevention Strategies	School / Grade Level		
	District-wide	Elementary (K-6)	High School (7-12)
<b>Mentoring / Tutoring</b>	<ul style="list-style-type: none"> <li>Boys and Girls Club after school <sup>12</sup></li> <li>Faith-based tutoring services after school <sup>12</sup></li> </ul>	<ul style="list-style-type: none"> <li>Tutoring <sup>12</sup></li> <li>Interventionists serve at-risk students <sup>12</sup></li> </ul>	<ul style="list-style-type: none"> <li>After-school tutoring for at-risk students <sup>2</sup></li> <li>Tutoring <sup>2</sup></li> <li>Interventionists serve at-risk students <sup>12</sup></li> </ul>
<b>Service-Learning</b>	<ul style="list-style-type: none"> <li>Schools, Teachers, Classes, and/or Student-led organizations promote civic responsibility and conduct civic-related/community-service projects</li> </ul>	<ul style="list-style-type: none"> <li>School-wide Canned food drives</li> <li>School-wide clothing drives</li> <li>Adopt-A-Family</li> </ul>	<ul style="list-style-type: none"> <li>Student Council, BETA/Jr.Beta, FFA, FCCLA, MAT, etc. all promote/provide community service programs/projects.</li> </ul>
<b>Alternative Schooling</b>	<ul style="list-style-type: none"> <li>WCSD Alternative School</li> <li>Any compulsory-school-age child referred to the alternative school program by a chancellor or youth court judge, with the consent of the superintendent, will receive such scope of services as it is the policy of WCSD to provide any student in the alternative school setting. (Policy JCD)</li> </ul>	<ul style="list-style-type: none"> <li>WCSD Alternative School</li> </ul>	<ul style="list-style-type: none"> <li>Credit Recovery <sup>2</sup></li> <li>GED Option on campus at THS for students 17-21. <sup>23</sup></li> <li>For students who do not meet the criteria for the internal GED option program, principals and guidance counselors provide them with information for GED programs through the community college. <sup>3</sup></li> </ul>

15 Dropout Prevention Strategies	School / Grade Level		
	District-wide	Elementary (K-6)	High School (7-12)
Active Learning	<ul style="list-style-type: none"> <li>Cooperative Learning <sup>1</sup></li> <li>Project-based Learning <sup>1</sup></li> <li>Field Trips/Extended Classroom <sup>1</sup></li> <li>Outdoor Learning Center <sup>1</sup></li> <li>Reading Fair <sup>1</sup></li> <li>Science Fair</li> </ul>	<ul style="list-style-type: none"> <li>Move to Learn <sup>1</sup></li> <li>Adventure to Fitness <sup>1</sup></li> </ul>	<ul style="list-style-type: none"> <li>Science Lab</li> <li>ICT/STEM</li> <li>Clinical (associated CTE courses)</li> </ul>
After-School Opportunities	<ul style="list-style-type: none"> <li>Waltham County Boys and Girls Club <sup>12</sup></li> <li>Extra-curricular Activities <sup>1</sup></li> </ul>		

15 Dropout Prevention Strategies	School / Grade Level		
	District-wide	Elementary (K-6)	High School (7-12)
<b>Professional Development</b>	<ul style="list-style-type: none"> <li>District-wide professional learning aligned to the standards for professional learning and based on needs identified through formal assessment <sup>1</sup></li> </ul>	<ul style="list-style-type: none"> <li>Instructional Technology Integration<sup>1</sup></li> <li>Effective Utilization of Screening/Progress-Monitoring Data<sup>1</sup></li> <li>Using Assessment Data to Inform Instructional Decision Making<sup>12</sup></li> <li>Effective Use of Instructional Differentiated Support/Learning Tools<sup>12</sup></li> <li>MS College- and Career-Readiness Standards<sup>1</sup></li> <li>Instructional Strategies and Learning Styles<sup>1</sup></li> <li>Higher-order Teaching and Learning<sup>1</sup></li> <li>Classroom Management<sup>12</sup></li> <li>Response to Intervention<sup>1</sup></li> <li>Effectively implementation and maintenance of PLCs</li> <li>Behavior Management<sup>12</sup></li> </ul>	<ul style="list-style-type: none"> <li>Instructional Technology Integration</li> <li>Effective Utilization of Screening/Progress-Monitoring Data<sup>2</sup></li> <li>Using Assessment Data to Inform Instructional Decision Making<sup>12</sup></li> <li>Effective Use of Instructional Differentiated Support/Learning Tools<sup>12</sup></li> <li>MS College- and Career-Readiness Standards<sup>1</sup></li> <li>Instructional Strategies and Learning Styles<sup>2</sup></li> <li>Higher-order Teaching and Learning<sup>2</sup></li> <li>Classroom Management<sup>12</sup></li> <li>Response to Intervention<sup>2</sup></li> <li>Effectively implementation and maintenance of PLCs</li> <li>Behavior Management<sup>12</sup></li> </ul>

15 Dropout Prevention Strategies	School / Grade Level		
	District-wide	Elementary (K-6)	High School (7-12)
<b>Educational Technology</b>	<ul style="list-style-type: none"> <li>▪ Multimedia Projectors</li> <li>▪ Smart Board</li> <li>▪ Smart Sympodium</li> <li>▪ Computer Labs</li> <li>▪ Laptop Carts</li> <li>▪ Document Cameras</li> <li>▪ ELS (EZ Lesson Planner, EZ Test Tracker, and EZ Assessment)</li> <li>▪ School Status</li> <li>▪ SamSpectra</li> <li>▪ Renaissance Learning's Accelerated Reader<sup>12</sup></li> <li>▪ I-Ready<sup>12</sup></li> <li>▪ iPad</li> <li>▪ Scanners</li> <li>▪ Classroom computers</li> </ul>	<ul style="list-style-type: none"> <li>▪ I-Ready Diagnostic<sup>12</sup></li> <li>▪ I-Ready Online Instruction<sup>12</sup></li> <li>▪ I-Ready Growth Monitoring<sup>12</sup></li> <li>▪ I-Ready Standards Mastery<sup>12</sup></li> <li>▪ Renaissance Learning's Accelerated Reader<sup>12</sup></li> </ul>	<ul style="list-style-type: none"> <li>▪ I-Ready Diagnostic<sup>12</sup></li> <li>▪ I-Ready Online Instruction<sup>12</sup></li> <li>▪ I-Ready Growth Monitoring<sup>12</sup></li> <li>▪ I-Ready Standards Mastery<sup>12</sup></li> <li>▪ CHOICES computer program to help students find career interests</li> <li>▪ Distance Learning</li> </ul>
<b>Individualized Instruction</b>	<ul style="list-style-type: none"> <li>▪ Three Tier Model for instruction (described in the district's Instructional Management Plan)<sup>12</sup></li> <li>▪ Adaptive assessment(s)</li> <li>▪ Differentiated classroom instruction<sup>12</sup></li> <li>▪ Prescriptive computer-based instruction<sup>12</sup></li> </ul>	<ul style="list-style-type: none"> <li>▪ Effective differentiated Tier 1 instruction<sup>12</sup></li> <li>▪ Focused, research-based Tier 2 instruction<sup>12</sup></li> <li>▪ Intensive, research-based Tier 3 instruction<sup>12</sup></li> </ul> <p>(see Instructional Management System p. 11-13 for details regarding differentiation at the ELEM level)</p>	<ul style="list-style-type: none"> <li>▪ Effective differentiated Tier 1 instruction<sup>2</sup></li> <li>▪ Focused, research-based Tier 2 instruction<sup>2</sup></li> <li>▪ Intensive, research-based Tier 3 instruction<sup>2</sup></li> </ul> <p>(see Instructional Management System p. 11-13 for details regarding differentiation at the HS level)</p>

15 Dropout Prevention Strategies	School / Grade Level		
	District-wide	Elementary (K-6)	High School (7-12)
<b>Career and Technical Education (CTE)</b>	<ul style="list-style-type: none"> <li>The WCSD Career and Technical Education Center serves high school students from all three high schools in the district.</li> <li>Two-year completion programs in: Health Science, Metal Fabrications, Teacher Academy, Manufacturing, Construction Technology, Auto Service Tech., Business Fundamentals &amp; Marketing<sup>2</sup></li> </ul>	<ul style="list-style-type: none"> <li>CTE Teacher Academy students mentor/tutor students at the primary school<sup>1</sup></li> </ul>	<ul style="list-style-type: none"> <li>Career Pathways in Health Science, Metal Fabrications, Teacher Academy, Manufacturing, Construction Technology, Auto Service Tech., Business Fundamentals &amp; Marketing<sup>2</sup></li> </ul>

Groups Targeted <sup>2</sup>
Students reading two or more years below grade level <sup>2</sup>
Students failing and/or performing at the lowest proficiency level on one or more state tests <sup>2</sup>
Students identified as potentially being “at risk” by their teacher(s) <sup>2</sup>
Students with excessive absenteeism (more than 5 unexcused absences) <sup>2</sup>
Students with excessive discipline referrals <sup>2</sup>



2022-2023  
Dropout  
Prevention  
Plan



## **Table of Contents**

- School Team Members .....24
- Data Analyzed.....24
- Goal 1 .....25
- Goal 2 .....26
- Goal 3 .....27

<b>School Team Members</b>	<b>Position</b>
Jeremy Harrell	Tylertown High School Principal
Dr. Pamala Craft Johnson	Tylertown High School Assistant Principal
Christian Graves	Tylertown High School Counselor
Ricky Payne	Tylertown High School Interventionist
Dr. Shannon Wilson	WCSD Behavior Coach

<b>List of Data Analyzed</b>
SAMS Attendance
SAMS Discipline
I-Ready
State Test Scores
PBIS Data
ELS



**Attendance Goal:** In the 2021-2022 school year, Tylertown High School had a chronic absentee rate of 75%. In the 22-23 school year Tylertown High School will lower the chronic absentee rate to 35%.

School Restructuring Plan Goals				
<b>Goal 1:</b>				
Focus Area: <input checked="" type="checkbox"/> Attendance <input type="checkbox"/> Behavior <input type="checkbox"/> Course Performance <input type="checkbox"/> Other				
Timeline	Action	Resources Needed/Source	Person(s) Responsible	Person(s) Involved
2022-2023	Teachers will take accurate, daily attendance.	Track attendance by SAMS	Jeremy Harrell Teachers	Principal, Counselor, and Truancy Officer
2022-2023	Daily attendance will be reviewed by principal.	Track attendance by SAMS	Jeremy Harrell	Principal, Counselor, and Truancy Officer
Plan to Progress Monitor				
Date	Evidence to Determine Progress Toward Achieving Goal	Potential Adjustments		
Quarterly	Comparison of chronic absences	Notify parents and truancy officer if necessary.		

NOTES:

---

---

---

---

---

---

---

---

---

---

**Behavior Goal:** In 2021-2022, Tylertown High School had 782 office referrals. Tylertown High School will reduce its office referrals by 10.5% to 700 referrals for 2022-2023.

<b>Goal 2:</b>				
Focus Area: <input type="checkbox"/> Attendance <input checked="" type="checkbox"/> Behavior <input type="checkbox"/> Course Performance <input type="checkbox"/> Other				
Timeline	Action	Resources Needed/Source	Person(s) Responsible	Person(s) Involved
2022-2023	THS will fully implement a Positive Behavior Program entitle “Caught in the Act”	Positive Behavior Program Reach MS MTSS PBIS	Jeremy Harrell	Principal, Assistant Principals, Counselor, Behavioral Interventionist Teachers
Plan to Progress Monitor				
Date	Evidence to Determine Progress Toward Achieving Goal		Potential Adjustments	
Quarterly	SAMS		Behavioral Interventionist	

NOTES:

---

---

---

---

---

---

---

---

---

---

**Course Performance Goal:** Tylertown High School will increase its State Test passing rate from to 75% in 2022-2023.

<b>Goal 3:</b> Focus Area: <input type="checkbox"/> Attendance <input type="checkbox"/> Behavior <input checked="" type="checkbox"/> Course Performance <input type="checkbox"/> Other Tylertown High School will increase its State Test passing rate from 60% in 2020-2021 to 75% in 2021-2022.				
Timeline	Action	Resources Needed/Source	Person(s) Responsible	Person(s) Involved
2022-2023	Included Intervention, Remediation, and Tutoring built into the daily schedule		Assistant Principal, Principal Teachers Instructional Coaches Interventionist	All Staff
Plan to Progress Monitor				
Date	Evidence to Determine Progress Toward Achieving Goal		Potential Adjustments	
3 times a year	I Ready		Follow guide	
3 times a year	Monitor SAMS		Parent conferences	
Yearly	State test scores		Change teaching method as needed	

NOTES:

---

---

---

---

---

---

---

---

---

---



## Appendix 1: Additional Graphic Data Sources from Needs Assessment 2021

### ADA and Enrollment

<b>WALTHALL COUNTY SCHOOL DISTRICT ADA AS PERCENTAGE OF ENROLLMENT</b>						
	2016	2017	2018	2019	2020	2021
<b>K-5</b>	95.4%	96.1%	96.5%	95.1%	96.4%	96.2%
<b>6-8</b>	97.5%	95.8%	96.3%	94.9%	95.8%	97.4%
<b>9-12</b>	91.6%	92.1%	90.3%	92.2%	93.3%	94.9%
<b>TOTAL</b>	94.8%	96.5%	95.3%	94.5%	94.3%	95.6%
Note: Enrollment/ADA excluding Special Education (MDE, 2017, 2018, 2019, 2020, 2021, ADA)						

<b>WALTHALL COUNTY SCHOOL DISTRICT CHANGE IN ENROLLMENT 2018-2022</b>				
	2018	2022	CHANGE	
PK-5TH	893	797	-96	↓ -10.8%
6TH-8TH	426	388	-38	↓ -8.9%
9TH-12TH	531	485	-46	↓ -8.7%
<b>TOTAL</b>	<b>1850</b>	<b>1670</b>	<b>-180</b>	<b>↓ -9.7%</b>
Note: MDE masks enrollment figures for some grades to meet FERPA requirements. Counts for those grades are excluded from these totals. (MDE, 2018, 2022, Enrollment)				

## WALTHALL COUNTY SCHOOL DISTRICT ENROLLMENT BY DEMOGRAPHIC GROUP

	2018	2019	2020	2021	2022
ALL	1864	1819	1812	1677	1689
FEMALE	879	884	889	844	851
MALE	985	935	923	833	838
ALASKAN NATIVE OR NATIVE AMERICAN	*	*	*	*	*
ASIAN	*	*	*	*	*
BLACK OR AFRICAN AMERICAN	1152	1122	1102	1046	1048
HISPANIC OR LATINO	36	32	36	37	33
NATIVE HAWAIIAN OR PACIFIC ISLANDER	*	*	*	*	NA
TWO OR MORE RACES	36	45	52	44	46
WHITE	634	612	613	538	553

(MDE, 2018, 2019, 2020, 2021, 2022, Enrollment)

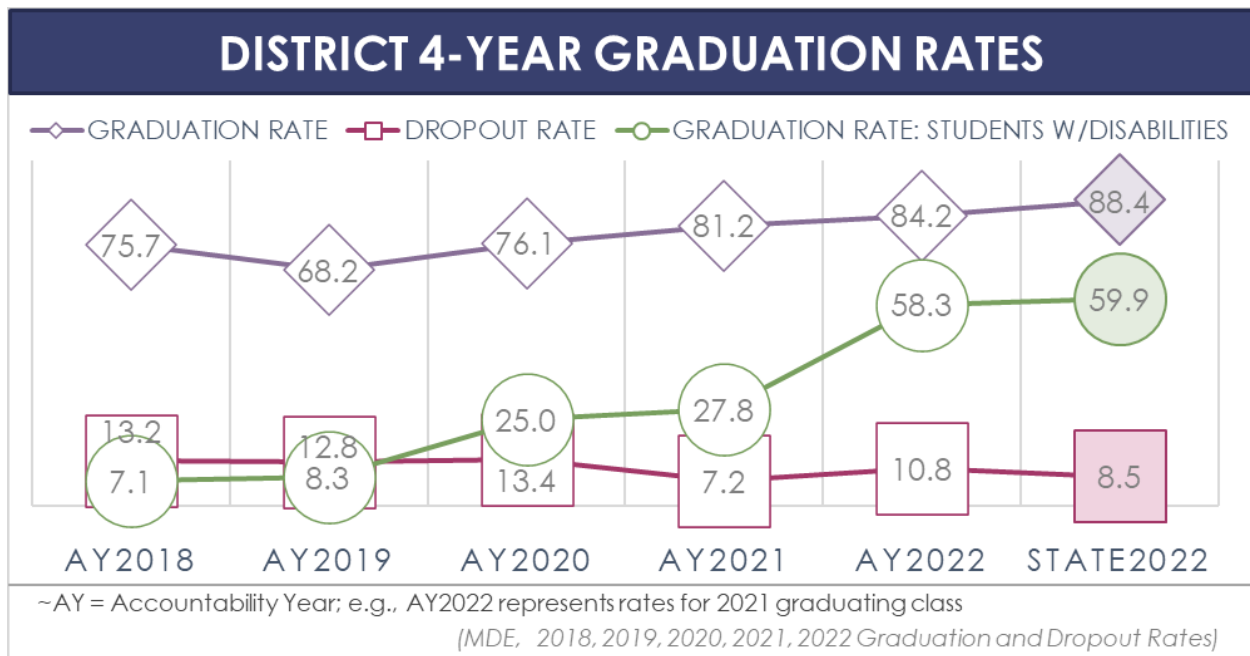
## WALTHALL COUNTY SCHOOL DISTRICT ADA TRENDS

	2016	2017	2018	2019	2020	2021
<b>K-5</b>	143.3	149.1	141.1	135.7	132.0	122.3
<b>6-8</b>	148.3	130.4	136.7	136.6	151.7	134.4
<b>9-12</b>	131.0	126.6	115.6	112.3	108.0	105.6
<b>TOTAL</b>	140.7	137.9	132.3	128.7	129.2	120.0

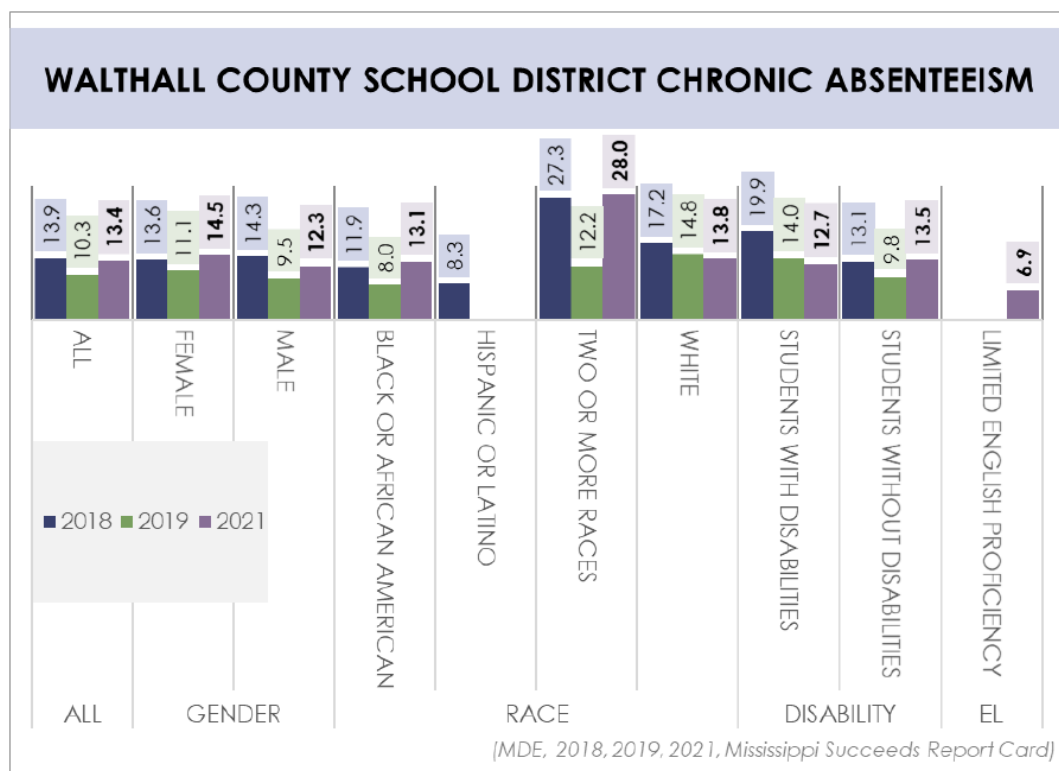
Note: ADA averages excluding Special Education

(MDE, 2017, 2018, 2019, 2020, 2021, ADA)

## 4-yr Grad Rate



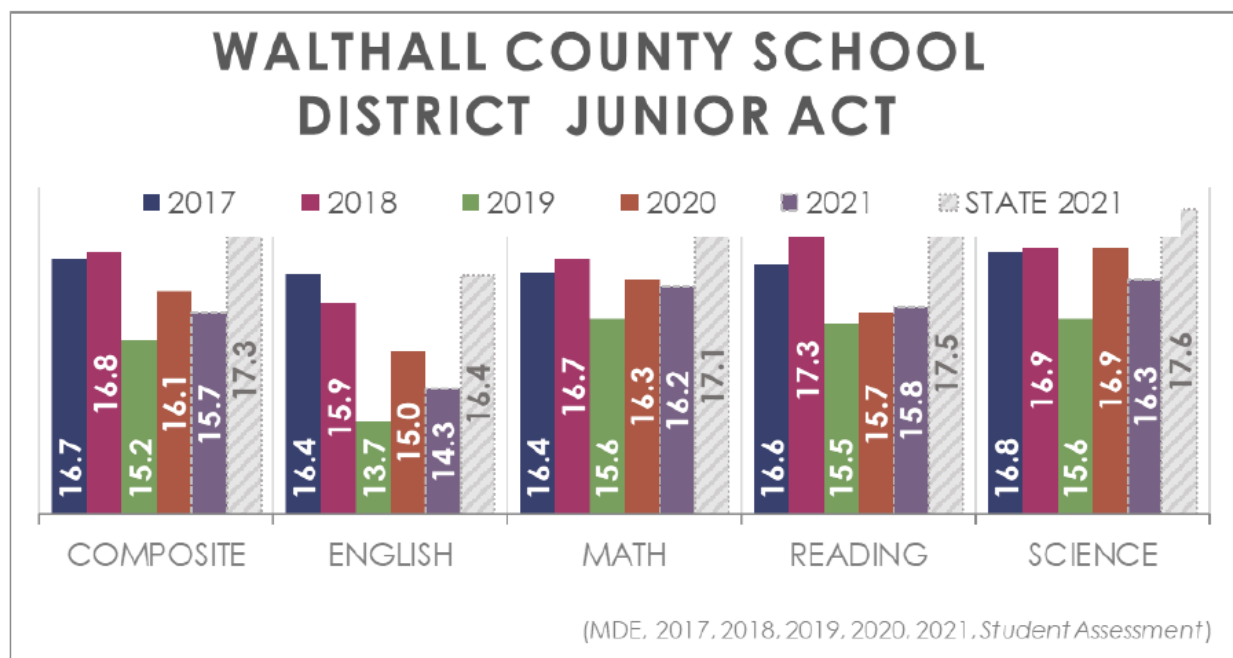
## Chronic Absenteeism



ACCOUNTABILITY				
	2018		2019	2021
RATING	<b>D</b>	→	<b>D</b>	→ <b>D</b>
POINTS	499	↑	504	● NA
ELA/READING				
	2018		2019	2021
PROFICIENCY	<b>28.5%</b>	↑	<b>30.7%</b>	↓ <b>23.4%</b>
STATE	39.8%		41.8%	35.0%
GROWTH ALL STUDENTS	<b>53.3%</b>	↓	<b>50.4%</b>	● NA
STATE	60.6%		58.8%	NA
GROWTH LOW 25%	<b>63.0%</b>	↓	<b>51.4%</b>	● NA
STATE	61.4%		56.2%	NA
MATH				
	2018		2019	2021
PROFICIENCY	<b>23.2%</b>	↑	<b>27.1%</b>	↓ <b>22.4%</b>
STATE	43.2%		39.8%	41.8%
GROWTH ALL STUDENTS	<b>44.6%</b>	↑	<b>52.1%</b>	● NA
STATE	NA		NA	NA
GROWTH LOW 25%	<b>50.0%</b>	↑	<b>59.0%</b>	● NA
STATE	NA		NA	NA



PROFICIENCY				
	2018		2019	2021
SCIENCE	46.6%	↓	33.3%	↓ 29.7%
STATE	64.5%		56.2%	49.6%
U. S. HISTORY	39.0%	↓	33.6%	↓ 29.9%
STATE	53.9%		55.7%	47.8%
ENGLISH LEARNERS	14.3%	↑	16.7%	● NA
STATE	71.4%		NA	NA
OTHER				
	2018		2019	2021
GRADUATION RATE	75.7%	↓	68.2%	↑ 81.2%
STATE	83.0%		84.0%	87.7%
ACCELERATION	54.5%	↑	64.1%	↑ 72.4%
STATE	58.2%		65.9%	65.7%
COLLEGE/ CAREER READINESS	30.5%	↑	34.7%	↓ 23.4%
STATE	38.1%		37.4%	34.3%
ACT				




## **Dropout Prevention/Restructuring Plan Assurances Page**

On behalf of Walthall County School District, I hereby submit the Dropout Prevention/Restructuring Plan to provide goals, activities, and services necessary to meet the overarching goals of the state dropout prevention plan:

- Reducing the retention rates in grades kindergarten, first and second.
- Targeting subgroups that need additional assistance to meet graduation requirements.
- Developing dropout recovery initiatives that focus on students age seventeen (17) through twenty-one (21), who dropped out of school (i.e., Mississippi Works).
- Addressing how students will transition to the home school district from the juvenile detention centers.

I hereby certify that our school district will evaluate our district dropout prevention plan on an annual basis to determine appropriate changes needed for future school years.

I hereby certify that our District School Board has reviewed and approved this plan for submission to the Mississippi Department of Education.

District Superintendent: J. Bradley Brumfield  8/16/22

School Board Chair: Linda Metz \_\_\_\_\_ 8/16/22